

LOSS0101 Charging Stations and Additional Remote Consoles

The LOSS charging station is an intelligent touchscreen appliance used for charging and testing intrinsically-safe (IS) radio remote consoles manufactured by Pempek Systems. Up to four (4) remote consoles can be charged simultaneously from the charging station. The charger also features a built-in radio transceiver for console radio communications testing.

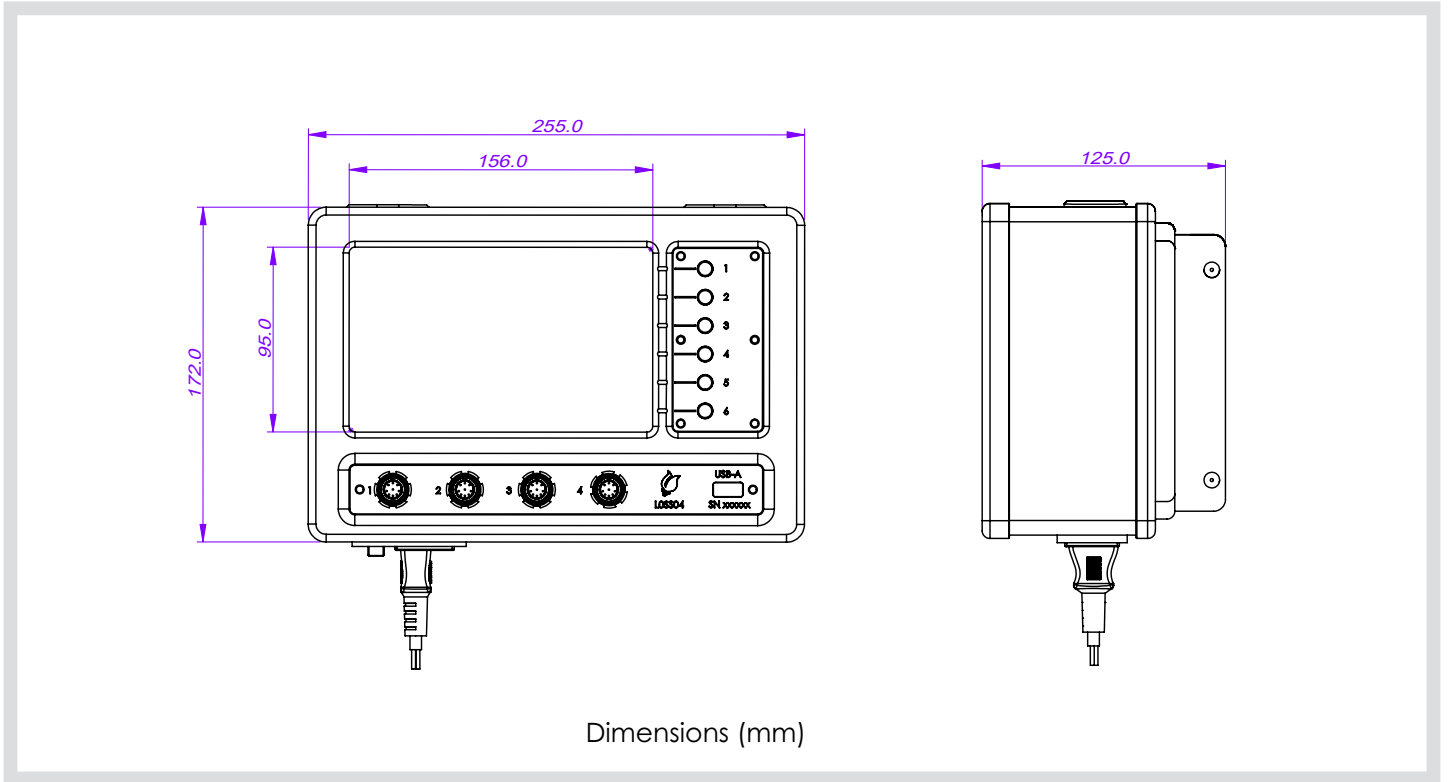
- Multi-purpose battery charger
- Diagnostic console and machine data logging gateway for Pempek's range of hand-held radio remote control consoles
- It is typically installed at the mine surface
- Charge up to four (4) remote consoles simultaneously
- Intuitive touchscreen interface allowing the operator to browse charging and operational status of each connected console
- A built-in radio data transceiver supports testing of the radio signal and function keys of the remote console before operators take it underground for the next working shift
- When the console is plugged into the charge station at the end of the working shift, this machine data is transferred to the internal hard disk of the charger
- The data remains on the charger for sixty (60) days
- The data can be collected manually (using a USB based memory device), or the charger can be configured to push the data automatically to mine-managed or Pempek managed data logging servers
- Allows remote console firmware update via the LOSS charging station. Available for LOXN and LOX2 remote consoles.



Typical Application


- Continuous Bolter/Miners
- Continuous Haulage
- Mobile Bolters
- Mobile Roof Supports
- Remote Control Scoops
- Remote Control Loaders
- Any intrinsically safe industrial remote control application

LOSS0101 Charging Stations and Additional Remote Consoles



Pempek Smart Family of Products

The type LOSS Smart Remote Console Charger is a component of the Pempek remote console family of products, targeted at providing advanced feedback and data logging capabilities.



Smart Remote Console
(Several Models Available)



LOMT Oracle Smart Transceiver



LOSS Smart Remote Console Charger

LOSS0101 Charging Stations and Additional Remote Consoles

Overview - Front View

Touch Screen Interface

The majority of user interaction will be via the touch screen interface, which will provide operational and diagnostic information.

Function Buttons

There are 6 function buttons to the right of the touch screen. The first 3 buttons have associated functions. The remaining 3 are reserved for future use.

Function Button 1: USB Log Download

This function button toggles the USB Log download functionality.

Function Button 2: Server Test Screen

This function button accesses a screen for testing internet connectivity, for transmitting log file information to end users.

Function Button 3: Date/Time Setup

This function button accesses a screen to configure the date/time on the unit.

Remote Console Charging Ports

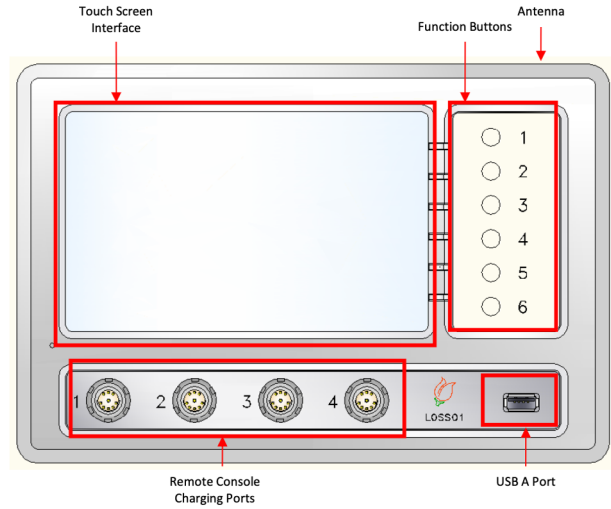
Up to 4 remote console devices can be connected to the charger at a time. The touch screen will provide diagnostic feedback for remote consoles that are plugged into the unit.

USB A Port

The USB A port is used for managing automated software updates, downloading data retrieved from remote consoles, as well as enabling internet connectivity via USB 3G modem.

Antenna

The antenna is located at the top of the unit. This allows the battery charger to provide a radio communications test for remote consoles.



Overview - Bottom View

Power Supply Port

The power supply port is an IEC C14 connector that uses an input voltage range of 110V to 240V.

Isolated Ethernet Port

The isolated Ethernet port allows the battery charger to be connected to a network to provide data transfer capabilities.

Service Ethernet Ports

These ports are for factory use and should not be connected to a network.

USB B Port

This port is for factory use only.

